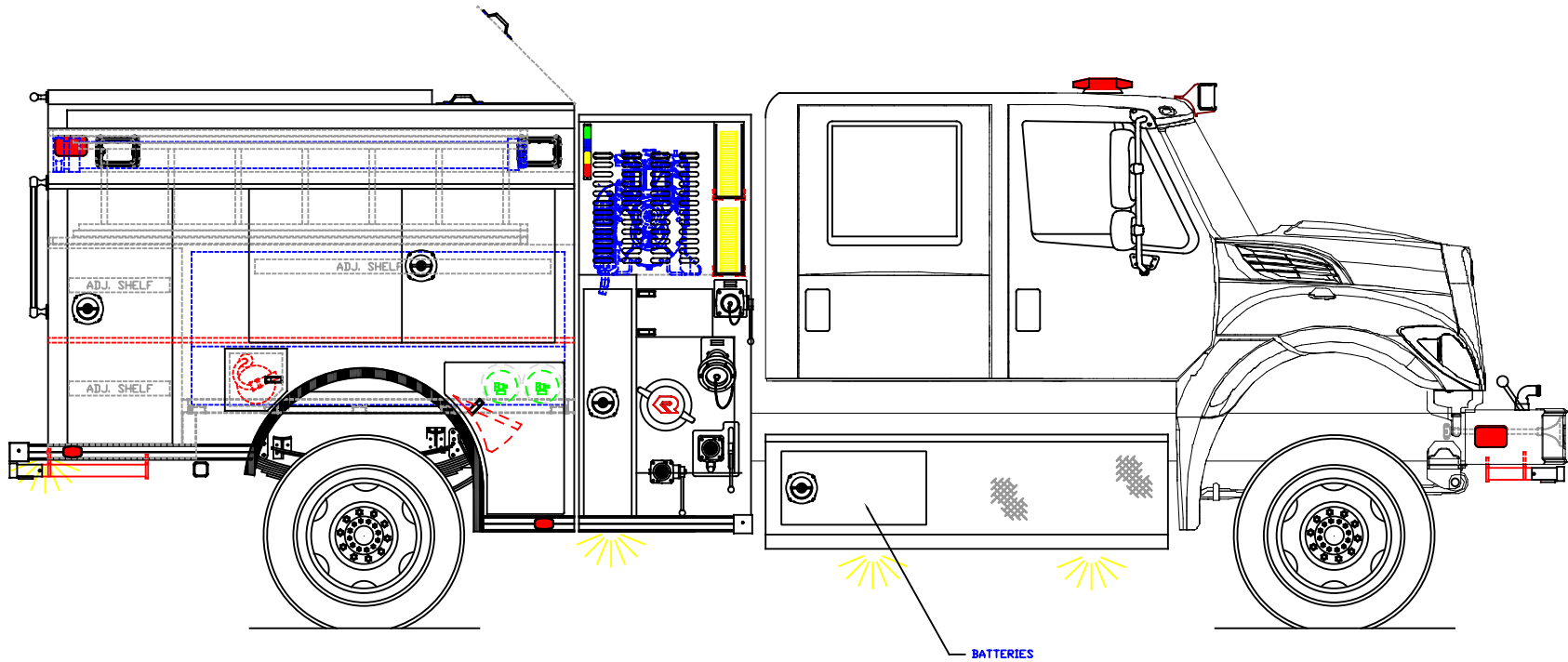
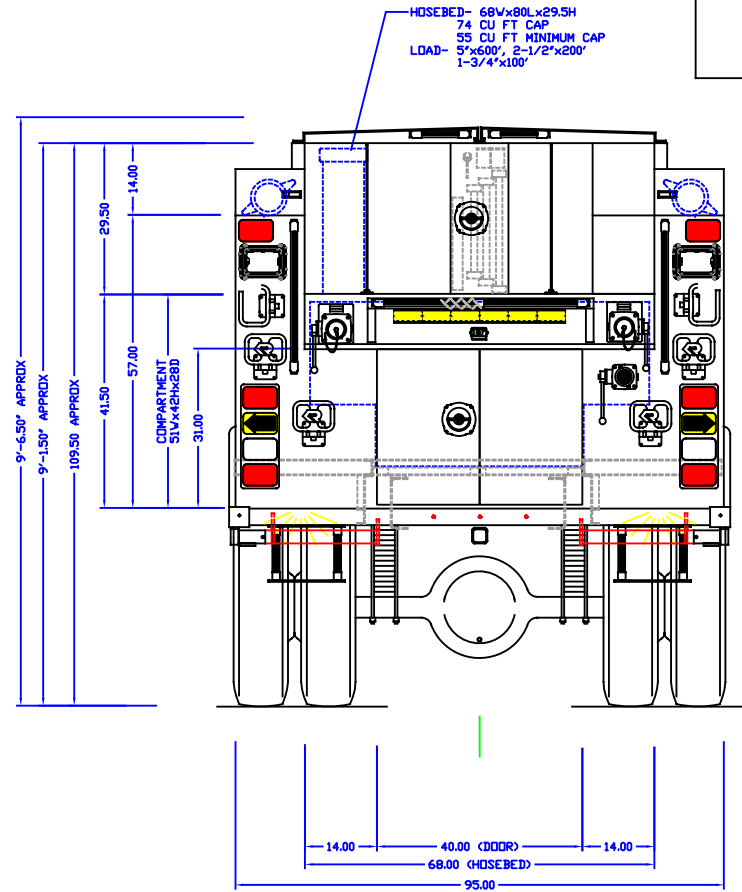
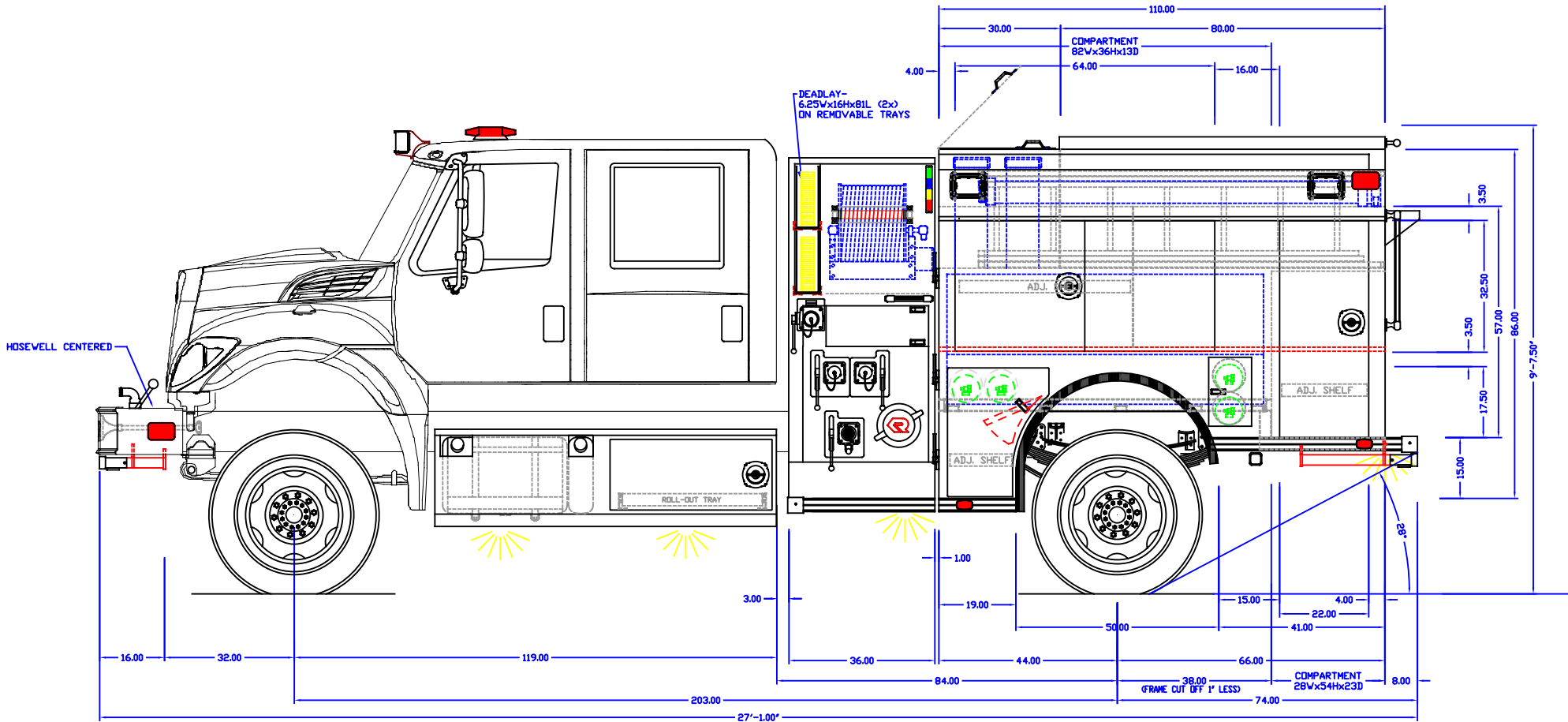


- NOTES:
1. OVERALL HEIGHT IS IN LOADED CONDITION. UNLOADED HEIGHTS MAY BE 4" ABOVE HEIGHTS SHOWN.
 2. DO NOT SCALE DRAWING.
 3. ALL DIMENSIONS ARE APPROXIMATE AND SUBJECT TO ENGINEERING CHANGES.
 4. DRAWING MAY OR MAY NOT SHOW ALL ITEMS AS DESCRIBED IN THE WRITTEN DETAIL SPECIFICATIONS.
 5. INCLUSION OF AN ITEM ON THE DRAWING DOES NOT CONSTITUTE INCLUSION OF THAT ITEM WITH THE FINAL DELIVERED UNIT.



INITIALS: KA
JOB NUMBER: 17623
DATE: 7/12/17

MAIN FILE: -
DEPT: -
DEALER: -

PRODUCTION APPROVED

REVISED: KA DATE: 6/22/17
REVISED: BVZ DATE: 3/8/17
REVISED: BVZ DATE: 1/26/17
DRAWN: BVZ DATE: 12/6/16

PROPRIETARY AND CONFIDENTIAL
THE INFORMATION CONTAINED IN THIS DRAWING IS
THE SOLE PROPERTY OF ROSEBAUER. ANY
REPRODUCTION IN PART OR AS A WHOLE WITHOUT
THE WRITTEN PERMISSION OF ROSEBAUER IS
PROHIBITED.

APPROVED BY:

CHASSIS: IH 7500 4x4 4DR

PUMP: HALE 1000 GPM

TANK: POLY/500/20(FOAM)

PANEL MATL: LINE X

COMP INTERIOR: SPATTER PAINTED

MAXIMUM HEIGHT NONE

MAXIMUM LENGTH NONE

BODY WIDTH 96"

TULARE, CA



ROSEBAUER FL

DRAWING NUMBER

TULARE TYPE 3, CA 2

REV

-